

FACE SHEETS & PANELS

THE MOST PRACTICAL WAY TO REJUVENATE OLD MARKERBOARDS AND CHALKBOARDS – USE LCS SKINS (FACE SHEETS) OVER EXISTING BADLY-WORN BOARDS. LCS SKINS ARE ALSO AVAILABLE WITH DOUBLE-SIDED TAPE FOR EASY INSTALLATION. FRAMED EZ FIT PANELS PROVIDE YET ANOTHER OPTION FOR RESURFACING OLD BOARDS.

LCS MARKERBOARD SKINS

FEATURES:

- LCS porcelain enamel steel skins can be applied on the face of slate, composition chalkboard, or slated plaster walls to convert old defective boards into permanent new boards of superior quality
- LCS provides a colorfast and highly scratch and stain resistant markerboard surface that writes and erases easily and is easy to maintain
- Face sheets are shipped precut to customer's specifications

NUMBER	STD. HEIGHT	STD. LENGTH	PRICE/SQ. FT.
LCS	4'0"	4', 6', 8', 10', 12'	\$10.82

Note: For floor-to-ceiling installations requiring matched butt joints, contact Claridge.

For cutting to non-standard sizes – vertical and/or horizontal – add \$.80 per lin. ft. A \$50.00 packing charge will be added to orders for less than 200 sq. ft.

For chalkboard skins specify color and use price shown.

LCS SKINS WITH DOUBLE-SIDED TAPE

FEATURES:

- LCS porcelain enamel steel skins backed with double-sided tape make resurfacing existing boards a breeze
- Measure to verify fit, clean old board surface, position new skin, peel and stick – it's that easy
- EZ Stick Skins installations use no solvents, eliminate drying time and are always a consistent thickness
- Face sheets are shipped precut to customer's specifications

NUMBER	STD. HEIGHT	STD. LENGTH	PRICE/SQ. FT.
EZ Stick Skins	4'0"	4', 6', 8', 10', 12'	\$17.00

For cutting to non-standard sizes – vertical and/or horizontal – add \$.80 per lin. ft. A \$50.00 packing charge will be added to orders for less than 200 sq. ft.

LCS EZ FIT PANELS – 1/2" FACE TRIM

FEATURES:

- Panels are White LCS porcelain enamel steel on Medium Density Fiberboard (MDF) core with a moisture barrier back
- EZ Fit panels are designed to fit over existing boards
- Holes are pre-drilled 2" on center; 1" self-tapping screws included
- Satin anodize aluminum trim

NUMBER	SIZE (HXW)	WEIGHT	PRICE
EZL244	4' x 4'	44 lbs.	\$322.00
EZL246	4' x 6'	66 lbs.	\$449.00
EZL248	4' x 8'	88 lbs.	\$612.00
EZL2410	4' x 10'	110 lbs.	\$778.00
EZL2412	4' x 12'	132 lbs.	\$890.00
EZL2416	4' x 16'	176 lbs.	\$1190.00

LCS MARKERBOARD PANEL

FEATURES:

- LCS porcelain enamel steel surface mounted on either 7/16" duracore or 1/4" MDF core with a moisture barrier back. Standard height is 4'0"; standard lengths are 4', 6', 8', 10', 12' and 16'
- Made from enameling grade steel during a 3-coat process, the LCS markerboard surface writes smoothly and erases cleanly
- Use with screw-on trim shown on page 41, for custom framing or for OEM applications

NUMBER	CORE	PRICE/SQ. FT.
LCS-315-M	1/4" MDF core	\$14.00
LCS-216-M	7/16" duracore	\$14.50

OPTIONS:

- LCS is available in 5'0" heights. Call for pricing and availability.

For cutting to non-standard sizes – vertical and/or horizontal – add \$.80 per lin. ft. A \$50.00 packing charge will be added to orders for less than 200 sq. ft.

For chalkboard panels specify color and use price shown.

MLC MELAMINE MARKERBOARD PANEL

FEATURES:

- Melamine provides a smooth, white, non-magnetic writing surface
- Panel is 1/4" thick
- For use with LCS markers

NUMBER	CORE	PRICE/SQ. FT.
1032	1/4" Panel	\$4.56

Note: The use of chalk, improper markers or abrasive cleaners may cause permanent stains or damage.


Cutting and packing charges apply.

COLOR OPTIONS - Colors are reproduced with reasonable accuracy. If match is critical, call or write for sample.


MARKERBOARDS

LCS


MLC




100 WHITE



101 LIGHT GRAY




102 BEIGE




1032 MLC WHITE MELAMINE


PORCELAIN CHALKBOARDS



500 NP GREEN



501 NP BLACK



502 NP GRAY